

## Stand Activity Summary for Quitman School District

**Filters Applied:** County: Clarke  
 Client Class: School Trust Land  
 District: South Central District  
 Client: Quitman School District  
 STR:  
 Activity:  
 Year: 2012 Through 2021

STR	Strata	Stand	Activity	Acre	Est. Cost	Est. Revenue
<b>2012</b>						
16 1N 15E	4	2	Regeneration, Artificial, Plant, Machine, Loblolly	81	\$9,274.50	\$0.00
16 2N 14E	1	24	Fire Protection, Other, Burn, Hand, Fuel Reduction	7	\$168.25	\$0.00
16 2N 14E	1	25	Fire Protection, Other, Burn, Hand, Fuel Reduction	2	\$49.25	\$0.00
16 2N 15E	2	4	Harvest, Mechanical, 1st Thin, Machine, Loblolly	50	\$1,750.00	\$34,079.00
16 2N 15E	2	23	Harvest, Mechanical, 1st Thin, Machine, Loblolly	11	\$385.00	\$7,497.38
16 2N 15E	2	24	Harvest, Mechanical, 1st Thin, Machine, Loblolly	21	\$735.00	\$14,313.18
16 2N 15E	6	5	Site Preparation, Chemical, Broadcast, Aerial, Combination	18	\$1,800.00	\$0.00
16 2N 15E	6	5	Site Preparation, Other, Burn, Hand, Cut-Over	93	\$2,323.25	\$0.00
16 2N 15E	6	32	Site Preparation, Chemical, Broadcast, Aerial, Combination	18	\$1,817.00	\$0.00
16 2N 15E	6	32	Site Preparation, Other, Burn, Hand, Cut-Over	18	\$454.25	\$0.00
16 2N 17E	3	6	Site Preparation, Chemical, Broadcast, Aerial, Combination	172	\$17,544.00	\$0.00
16 2N 17E	3	6	Site Preparation, Other, Burn, Hand, Cut-Over	172	\$4,300.00	\$0.00
16 2N 17E	3	6	Harvest, Mechanical, Regeneration, Machine, Misc Pine	172	\$6,020.00	\$309,732.44
16 2N 18E	1	1	Harvest, Mechanical, 2nd Thin, Machine, Loblolly	125	\$4,375.00	\$38,481.25
16 2N 18E	1	4	Harvest, Mechanical, 2nd Thin, Machine, Loblolly	84	\$2,940.00	\$30,562.56
16 2N 18E	2	2	Harvest, Mechanical, 1st Thin, Machine, Loblolly	110	\$3,850.00	\$97,460.00
16 3N 15E	1	30	Harvest, Mechanical, 2nd Thin, Machine, Loblolly	62	\$2,170.00	\$22,138.96
16 3N 16E	2	3	Fire Protection, Other, Burn, Hand, Fuel Reduction	21	\$525.00	\$0.00

STR	Strata	Stand	Activity	Acre	Est. Cost	Est. Revenue
16 3N 16E	2	9	Fire Protection, Other, Burn, Hand, Fuel Reduction	18	\$450.00	\$0.00
16 3N 16E	6	4	Site Preparation, Chemical, Band, Hand, Combination	42	\$4,200.00	\$0.00
16 3N 16E	6	4	Site Preparation, Other, Burn, Hand, Cut-Over	42	\$1,050.00	\$0.00
16 3N 17E	3	3	Fire Protection, Other, Burn, Hand, Fuel Reduction	81	\$2,025.00	\$0.00
16 3N 17E	3	17	Harvest, Mechanical, Regeneration, Machine, Misc Pine	85	\$2,975.00	\$324,215.50
16 3N 17E	3	17	Site Preparation, Chemical, Broadcast, Aerial, Combination	85	\$8,075.00	\$0.00
16 3N 17E	3	17	Site Preparation, Other, Burn, Hand, Cut-Over	85	\$2,125.00	\$0.00
16 3N 18E	1	1	Fire Protection, Other, Burn, Hand, Fuel Reduction	197	\$4,925.00	\$0.00
16 3N 18E	2	5	Harvest, Mechanical, 1st Thin, Machine, Loblolly	8	\$280.00	\$5,349.76
16 3N 18E	2	9	Harvest, Mechanical, 1st Thin, Machine, Loblolly	5	\$175.00	\$3,343.60
16 3N 18E	2	19	Harvest, Mechanical, 1st Thin, Machine, Loblolly	7	\$245.00	\$4,681.04
16 10N 9W	2	4	Fire Protection, Other, Burn, Hand, Fuel Reduction	43	\$1,075.00	\$0.00
16 10N 9W	4	9	Regeneration, Artificial, Plant, Hand, Loblolly	108	\$9,738.90	\$0.00
21 3N 16E	2	1	Harvest, Mechanical, 1st Thin, Machine, Loblolly	80	\$2,800.00	\$60,699.20

Yearly Totals

2.123

\$100,619.40

\$952,553.87

2013

11 3N 14E	2	1	Fire Protection, Other, Burn, Hand, Fuel Reduction	44	\$1,106.25	\$0.00
15 1N 16E	5	3	Fire Protection, Other, Burn, Hand, Fuel Reduction	22	\$560.00	\$0.00
15 1N 16E	5	4	Fire Protection, Other, Burn, Hand, Fuel Reduction	7	\$164.75	\$0.00
16 1N 16E	5	3	Fire Protection, Other, Burn, Hand, Fuel Reduction	33	\$812.50	\$0.00
16 1N 16E	5	4	Fire Protection, Other, Burn, Hand, Fuel Reduction	51	\$1,263.00	\$0.00
16 1N 16E	5	5	Fire Protection, Other, Burn, Hand, Fuel Reduction	86	\$2,161.75	\$0.00
16 1N 16E	5	7	Fire Protection, Other, Burn, Hand, Fuel Reduction	2	\$41.25	\$0.00

STR	Strata	Stand	Activity	Acre	Est. Cost	Est. Revenue
16 1N 16E	5	9	Fire Protection, Other, Burn, Hand, Fuel Reduction	9	\$222.25	\$0.00
16 1N 17E	1	1	Fire Protection, Other, Burn, Hand, Fuel Reduction	76	\$1,900.00	\$0.00
16 1N 17E	1	17	Fire Protection, Other, Burn, Hand, Fuel Reduction	98	\$2,450.00	\$0.00
16 1N 17E	5	5	Fire Protection, Other, Burn, Hand, Fuel Reduction	70	\$1,754.50	\$0.00
16 1N 17E	5	6	Fire Protection, Other, Burn, Hand, Fuel Reduction	9	\$225.00	\$0.00
16 2N 14E	1	10	Harvest, Mechanical, Regeneration, Machine, Loblolly	8	\$280.00	\$3,789.04
16 2N 14E	1	11	Harvest, Mechanical, Regeneration, Machine, Misc Pine	8	\$280.00	\$4,330.72
16 2N 14E	1	24	Harvest, Mechanical, Thin, Machine, Loblolly	7	\$245.00	\$3,218.11
16 2N 14E	1	25	Harvest, Mechanical, Thin, Machine, Loblolly	2	\$70.00	\$919.46
16 2N 14E	3	2	Harvest, Mechanical, Regeneration, Machine, Misc Hardwood	24	\$840.00	\$52,311.60
16 2N 14E	3	3	Harvest, Mechanical, Regeneration, Machine, Loblolly	77	\$2,695.00	\$44,503.69
16 2N 14E	3	8	Fire Protection, Other, Burn, Hand, Fuel Reduction	32	\$800.00	\$0.00
16 2N 14E	3	13	Fire Protection, Other, Burn, Hand, Fuel Reduction	2	\$50.00	\$0.00
16 2N 15E	6	5	Regeneration, Artificial, Plant, Hand, Loblolly	93	\$8,370.00	\$0.00
16 2N 15E	6	32	Regeneration, Artificial, Plant, Hand, Loblolly	18	\$1,635.30	\$0.00
16 2N 16E	2	3	Fire Protection, Other, Burn, Hand, Fuel Reduction	51	\$1,277.25	\$0.00
16 2N 16E	2	8	Fire Protection, Other, Burn, Hand, Fuel Reduction	12	\$293.75	\$0.00
16 2N 16E	2	19	Fire Protection, Other, Burn, Hand, Fuel Reduction	15	\$372.75	\$0.00
16 2N 16E	5	5	Fire Protection, Other, Burn, Hand, Fuel Reduction	35	\$875.75	\$0.00
16 2N 16E	5	7	Fire Protection, Other, Burn, Hand, Fuel Reduction	9	\$225.00	\$0.00
16 2N 16E	5	20	Fire Protection, Other, Burn, Hand, Fuel Reduction	6	\$157.75	\$0.00
16 2N 16E	5	21	Fire Protection, Other, Burn, Hand, Fuel Reduction	7	\$170.25	\$0.00
16 2N 17E	3	1	Fire Protection, Other, Burn, Hand, Fuel Reduction	121	\$3,025.00	\$0.00

STR	Strata	Stand	Activity	Acre	Est. Cost	Est. Revenue
16 2N 17E	3	6	Regeneration, Artificial, Plant, Hand, Loblolly	172	\$15,480.00	\$0.00
16 3N 16E	1	2	Fire Protection, Other, Burn, Hand, Fuel Reduction	37	\$925.00	\$0.00
16 3N 16E	1	7	Fire Protection, Other, Burn, Hand, Fuel Reduction	31	\$775.00	\$0.00
16 3N 16E	1	10	Fire Protection, Other, Burn, Hand, Fuel Reduction	7	\$175.00	\$0.00
16 3N 16E	1	11	Fire Protection, Other, Burn, Hand, Fuel Reduction	30	\$750.00	\$0.00
16 3N 16E	1	15	Fire Protection, Other, Burn, Hand, Hazard Mitigation	28	\$700.00	\$0.00
16 3N 16E	2	3	Harvest, Mechanical, 1st Thin, Machine, Loblolly	21	\$735.00	\$9,622.62
16 3N 16E	2	9	Harvest, Mechanical, 1st Thin, Machine, Loblolly	18	\$630.00	\$7,500.96
16 3N 16E	3	5	Fire Protection, Other, Burn, Hand, Fuel Reduction	155	\$3,875.00	\$0.00
16 3N 16E	3	6	Harvest, Mechanical, Regeneration, Machine, Loblolly	15	\$525.00	\$25,160.55
16 3N 16E	6	4	Regeneration, Artificial, Plant, Hand, Loblolly	42	\$3,780.00	\$0.00
16 3N 17E	2	9	Harvest, Mechanical, 1st Thin, Machine, Loblolly	115	\$4,025.00	\$53,411.75
16 3N 17E	3	3	Harvest, Mechanical, Regeneration, Machine, Loblolly	81	\$2,835.00	\$194,235.57
16 3N 17E	3	17	Regeneration, Artificial, Plant, Hand, Loblolly	85	\$6,800.00	\$0.00
16 3N 18E	1	1	Harvest, Mechanical, 2nd Thin, Machine, Loblolly	197	\$6,895.00	\$70,344.76
16 3N 18E	5	12	Fire Protection, Other, Burn, Hand, Fuel Reduction	2	\$50.00	\$0.00
16 3N 18E	5	15	Fire Protection, Other, Burn, Hand, Fuel Reduction	4	\$100.00	\$0.00
16 3N 18E	5	16	Fire Protection, Other, Burn, Hand, Hazard Mitigation	30	\$750.00	\$0.00
16 3N 18E	5	17	Fire Protection, Other, Burn, Hand, Fuel Reduction	20	\$500.00	\$0.00
16 3N 18E	5	18	Fire Protection, Other, Burn, Hand, Fuel Reduction	5	\$125.00	\$0.00
16 10N 9W	2	4	Harvest, Mechanical, 2nd Thin, Machine, Loblolly	43	\$1,505.00	\$19,354.30

Yearly Totals

2.172

\$86,259.05

\$488,703.13

2014

STR	Strata	Stand	Activity	Acre	Est. Cost	Est. Revenue
15 1N 16E	5	3	Harvest, Mechanical, 1st Thin, Machine, Loblolly	22	\$770.00	\$7,073.00
15 1N 16E	5	4	Harvest, Mechanical, 1st Thin, Machine, Loblolly	7	\$245.00	\$1,980.44
16 1N 15E	3	4	Harvest, Mechanical, Thin, Machine, Misc Pine	52	\$1,820.00	\$65,126.36
16 1N 15E	3	9	Harvest, Mechanical, Thin, Machine, Misc Pine	32	\$1,135.75	\$40,641.35
16 1N 15E	3	11	Harvest, Mechanical, Thin, Machine, Misc Pine	3	\$105.00	\$3,757.29
16 1N 16E	5	1	Fire Protection, Other, Burn, Hand, Fuel Reduction	237	\$5,925.00	\$0.00
16 1N 16E	5	3	Harvest, Mechanical, 1st Thin, Machine, Loblolly	33	\$1,155.00	\$10,609.50
16 1N 16E	5	4	Harvest, Mechanical, 1st Thin, Machine, Loblolly	51	\$1,785.00	\$16,396.50
16 1N 16E	5	5	Harvest, Mechanical, 1st Thin, Machine, Loblolly	86	\$3,010.00	\$27,649.00
16 1N 16E	5	7	Harvest, Mechanical, 1st Thin, Machine, Loblolly	2	\$70.00	\$643.00
16 1N 16E	5	9	Harvest, Mechanical, 1st Thin, Machine, Loblolly	9	\$315.00	\$2,893.50
16 1N 17E	1	1	Harvest, Mechanical, 2nd Thin, Machine, Loblolly	76	\$2,660.00	\$21,758.80
16 1N 17E	1	2	Fire Protection, Other, Burn, Hand, Fuel Reduction	85	\$2,125.00	\$0.00
16 1N 17E	1	17	Harvest, Mechanical, 2nd Thin, Machine, Loblolly	98	\$3,430.00	\$19,359.90
16 1N 17E	5	5	Harvest, Mechanical, 1st Thin, Machine, Loblolly	70	\$2,450.00	\$34,605.20
16 1N 17E	5	6	Harvest, Mechanical, 1st Thin, Machine, Loblolly	9	\$315.00	\$4,449.24
16 2N 14E	5	4	Fire Protection, Other, Burn, Hand, Fuel Reduction	19	\$480.50	\$0.00
16 2N 14E	5	4	Fire Protection, Other, Burn, Hand, Fuel Reduction	19	\$480.50	\$0.00
16 2N 14E	5	15	Fire Protection, Other, Burn, Hand, Fuel Reduction	3	\$75.00	\$0.00
16 2N 14E	5	16	Fire Protection, Other, Burn, Hand, Fuel Reduction	4	\$87.50	\$0.00
16 2N 14E	5	17	Fire Protection, Other, Burn, Hand, Fuel Reduction	1	\$20.25	\$0.00
16 2N 14E	5	18	Fire Protection, Other, Burn, Hand, Fuel Reduction	1	\$19.50	\$0.00
16 2N 14E	5	19	Fire Protection, Other, Burn, Hand, Fuel Reduction	6	\$155.50	\$0.00

STR	Strata	Stand	Activity	Acre	Est. Cost	Est. Revenue
16 2N 14E	5	20	Fire Protection, Other, Burn, Hand, Fuel Reduction	5	\$135.25	\$0.00
16 2N 14E	5	21	Fire Protection, Other, Burn, Hand, Fuel Reduction	2	\$39.25	\$0.00
16 2N 14E	5	22	Fire Protection, Other, Burn, Hand, Fuel Reduction	7	\$167.75	\$0.00
16 2N 14E	5	23	Fire Protection, Other, Burn, Hand, Fuel Reduction	3	\$72.50	\$0.00
16 2N 16E	5	1	Fire Protection, Other, Burn, Hand, Fuel Reduction	175	\$4,375.00	\$0.00
16 2N 16E	5	5	Harvest, Mechanical, 1st Thin, Machine, Loblolly	35	\$1,225.00	\$17,103.80
16 2N 16E	5	7	Harvest, Mechanical, 1st Thin, Machine, Loblolly	9	\$315.00	\$4,398.12
16 2N 16E	5	20	Harvest, Mechanical, 1st Thin, Machine, Loblolly	6	\$210.00	\$2,932.08
16 2N 16E	5	21	Harvest, Mechanical, 1st Thin, Machine, Loblolly	7	\$245.00	\$3,420.76
16 2N 17E	2	3	Fire Protection, Other, Burn, Hand, Fuel Reduction	44	\$1,094.25	\$0.00
16 2N 17E	2	10	Fire Protection, Other, Burn, Hand, Fuel Reduction	22	\$550.00	\$0.00
16 2N 17E	2	12	Fire Protection, Other, Burn, Hand, Fuel Reduction	5	\$115.75	\$0.00
16 2N 17E	2	13	Fire Protection, Other, Burn, Hand, Fuel Reduction	1	\$29.00	\$0.00
16 2N 17E	3	1	Harvest, Mechanical, Regeneration, Machine, Misc Pine	121	\$4,235.00	\$221,886.17
16 3N 16E	3	6	Site Preparation, Other, Burn, Hand, Cut-Over	15	\$375.00	\$0.00
16 3N 16E	3	6	Site Preparation, Chemical, Broadcast, Aerial, Combination	15	\$1,500.00	\$0.00
16 3N 16E	5	8	Fire Protection, Other, Burn, Hand, Fuel Reduction	118	\$2,950.00	\$0.00
16 3N 18E	5	12	Harvest, Mechanical, 1st Thin, Machine, Loblolly	2	\$70.00	\$977.36
16 3N 18E	5	15	Harvest, Mechanical, 1st Thin, Machine, Loblolly	4	\$140.00	\$1,954.72
16 3N 18E	5	16	Harvest, Mechanical, 1st Thin, Machine, Loblolly	30	\$1,050.00	\$14,660.40
16 3N 18E	5	17	Harvest, Mechanical, 1st Thin, Machine, Loblolly	20	\$700.00	\$9,773.60
16 3N 18E	5	18	Harvest, Mechanical, 1st Thin, Machine, Loblolly	5	\$175.00	\$2,443.40
16 10N 9W	5	2	Fire Protection, Other, Burn, Hand, Fuel Reduction	37	\$925.00	\$0.00

STR	Strata	Stand	Activity	Acre	Est. Cost	Est. Revenue
<b>Yearly Totals</b>				<b>1.612</b>	<b>\$49,328.25</b>	<b>\$536,493.49</b>
<b>2015</b>						
15 1N 16E	3	5	Harvest, Mechanical, Thin, Machine, Misc Hardwood	10	\$350.00	\$6,558.50
16 1N 16E	3	2	Harvest, Mechanical, Thin, Machine, Misc Hardwood	103	\$3,605.00	\$92,325.08
16 1N 16E	3	6	Harvest, Mechanical, Thin, Machine, Misc Hardwood	5	\$175.00	\$4,481.80
16 1N 16E	3	8	Harvest, Mechanical, Thin, Machine, Misc Hardwood	116	\$4,060.00	\$103,977.76
16 1N 16E	5	1	Harvest, Mechanical, 1st Thin, Machine, Loblolly	237	\$8,295.00	\$76,195.50
16 1N 17E	3	18	Harvest, Mechanical, Thin, Machine, Misc Hardwood	119	\$4,165.00	\$70,696.71
16 2N 14E	1	10	Site Preparation, Mechanical, Shear, Machine, Cut-Over	8	\$2,240.00	\$0.00
16 2N 14E	1	11	Site Preparation, Mechanical, Shear, Machine, Cut-Over	8	\$2,240.00	\$0.00
16 2N 14E	3	2	Site Preparation, Mechanical, Shear, Machine, Cut-Over	24	\$6,720.00	\$0.00
16 2N 14E	3	3	Site Preparation, Mechanical, Shear, Machine, Cut-Over	77	\$21,560.00	\$0.00
16 2N 14E	5	4	Harvest, Mechanical, 1st Thin, Machine, Loblolly	19	\$672.70	\$7,909.41
16 2N 14E	5	4	Harvest, Mechanical, 1st Thin, Machine, Loblolly	19	\$665.00	\$8,551.90
16 2N 14E	5	15	Harvest, Mechanical, 1st Thin, Machine, Loblolly	3	\$105.00	\$1,234.56
16 2N 14E	5	16	Harvest, Mechanical, 1st Thin, Machine, Loblolly	4	\$140.00	\$1,646.08
16 2N 14E	5	17	Harvest, Mechanical, 1st Thin, Machine, Loblolly	1	\$35.00	\$411.52
16 2N 14E	5	18	Harvest, Mechanical, 1st Thin, Machine, Loblolly	1	\$35.00	\$411.52
16 2N 14E	5	19	Harvest, Mechanical, 1st Thin, Machine, Loblolly	6	\$210.00	\$2,469.12
16 2N 14E	5	20	Harvest, Mechanical, 1st Thin, Machine, Loblolly	5	\$175.00	\$2,057.60
16 2N 14E	5	21	Harvest, Mechanical, 1st Thin, Machine, Loblolly	2	\$70.00	\$823.04
16 2N 14E	5	22	Harvest, Mechanical, 1st Thin, Machine, Loblolly	7	\$245.00	\$2,880.64
16 2N 14E	5	23	Harvest, Mechanical, 1st Thin, Machine, Loblolly	3	\$105.00	\$1,234.56

STR	Strata	Stand	Activity	Acre	Est. Cost	Est. Revenue
16 2N 16E	5	1	Harvest, Mechanical, 1st Thin, Machine, Loblolly	175	\$6,125.00	\$85,519.00
16 2N 17E	5	5	Fire Protection, Other, Burn, Hand, Fuel Reduction	47	\$1,175.00	\$0.00
16 2N 18E	1	1	Fire Protection, Other, Burn, Hand, Fuel Reduction	125	\$3,125.00	\$0.00
16 2N 18E	1	4	Fire Protection, Other, Burn, Hand, Fuel Reduction	84	\$2,100.00	\$0.00
16 3N 15E	1	30	Fire Protection, Other, Burn, Hand, Fuel Reduction	62	\$1,550.00	\$0.00
16 3N 16E	2	3	Fire Protection, Other, Burn, Hand, Fuel Reduction	21	\$525.00	\$0.00
16 3N 16E	2	9	Fire Protection, Other, Burn, Hand, Fuel Reduction	18	\$450.00	\$0.00
16 3N 16E	3	5	Harvest, Mechanical, Regeneration, Machine, Loblolly	155	\$5,425.00	\$232,345.00
16 3N 16E	3	6	Regeneration, Artificial, Plant, Hand, Loblolly	15	\$1,500.00	\$0.00
16 3N 16E	5	8	Harvest, Mechanical, 1st Thin, Machine, Loblolly	118	\$4,130.00	\$58,622.40
16 3N 17E	3	3	Site Preparation, Chemical, Broadcast, Aerial, Combination	81	\$8,262.00	\$0.00
16 3N 17E	3	3	Site Preparation, Other, Burn, Hand, Cut-Over	81	\$2,025.00	\$0.00
16 3N 17E	5	4	Fire Protection, Other, Burn, Hand, Fuel Reduction	55	\$1,375.00	\$0.00
16 3N 17E	5	16	Fire Protection, Other, Burn, Hand, Fuel Reduction	5	\$125.00	\$0.00
16 3N 18E	2	5	Fire Protection, Other, Burn, Hand, Fuel Reduction	8	\$200.00	\$0.00
16 3N 18E	2	9	Fire Protection, Other, Burn, Hand, Fuel Reduction	5	\$125.00	\$0.00
16 3N 18E	2	19	Fire Protection, Other, Burn, Hand, Fuel Reduction	7	\$175.00	\$0.00
16 10N 9W	3	6	Fire Protection, Other, Burn, Hand, Fuel Reduction	273	\$6,826.25	\$0.00
16 10N 9W	3	7	Fire Protection, Other, Burn, Hand, Fuel Reduction	5	\$125.50	\$0.00
16 10N 9W	5	2	Harvest, Mechanical, 1st Thin, Machine, Loblolly	37	\$1,295.00	\$16,653.70
<b>Yearly Totals</b>				<b>2.154</b>	<b>\$102,506.45</b>	<b>\$777,005.40</b>
<b>2016</b>						
16 1N 15E	2	1	Fire Protection, Other, Burn, Hand, Fuel Reduction	174	\$4,350.00	\$0.00



STR	Strata	Stand	Activity	Acre	Est. Cost	Est. Revenue
16 1N 15E	2	8	Fire Protection, Other, Burn, Hand, Fuel Reduction	132	\$3,307.75	\$0.00
16 2N 14E	1	10	Regeneration, Artificial, Plant, Hand, Loblolly	8	\$720.00	\$0.00
16 2N 14E	1	11	Regeneration, Artificial, Plant, Hand, Loblolly	8	\$720.00	\$0.00
16 2N 14E	1	24	Fire Protection, Other, Burn, Hand, Fuel Reduction	7	\$175.00	\$0.00
16 2N 14E	1	25	Fire Protection, Other, Burn, Hand, Fuel Reduction	2	\$49.25	\$0.00
16 2N 14E	3	2	Regeneration, Artificial, Plant, Hand, Loblolly	24	\$2,160.00	\$0.00
16 2N 14E	3	3	Regeneration, Artificial, Plant, Hand, Loblolly	77	\$6,930.00	\$0.00
16 2N 14E	3	8	Fire Protection, Other, Burn, Hand, Fuel Reduction	32	\$800.00	\$0.00
16 2N 14E	3	13	Fire Protection, Other, Burn, Hand, Fuel Reduction	2	\$50.00	\$0.00
16 2N 15E	2	4	Fire Protection, Other, Burn, Hand, Fuel Reduction	50	\$1,257.50	\$0.00
16 2N 15E	2	23	Fire Protection, Other, Burn, Hand, Fuel Reduction	11	\$279.00	\$0.00
16 2N 15E	2	24	Fire Protection, Other, Burn, Hand, Fuel Reduction	21	\$536.25	\$0.00
16 2N 16E	2	3	Fire Protection, Other, Burn, Hand, Fuel Reduction	51	\$1,277.25	\$0.00
16 2N 16E	2	8	Fire Protection, Other, Burn, Hand, Fuel Reduction	12	\$293.75	\$0.00
16 2N 16E	2	19	Fire Protection, Other, Burn, Hand, Fuel Reduction	15	\$372.75	\$0.00
16 2N 17E	3	1	Site Preparation, Chemical, Broadcast, Aerial, Combination	121	\$12,100.00	\$0.00
16 2N 17E	3	1	Site Preparation, Other, Burn, Hand, Cut-Over	121	\$3,025.00	\$0.00
16 2N 17E	5	4	Fire Protection, Other, Burn, Hand, Fuel Reduction	37	\$925.00	\$0.00
16 2N 17E	5	5	Harvest, Mechanical, 1st Thin, Machine, Loblolly	47	\$1,645.00	\$23,234.92
16 2N 17E	5	8	Fire Protection, Other, Burn, Hand, Fuel Reduction	26	\$650.00	\$0.00
16 2N 18E	2	2	Fire Protection, Other, Burn, Hand, Fuel Reduction	110	\$2,750.00	\$0.00
16 3N 16E	1	2	Harvest, Mechanical, 2nd Thin, Machine, Loblolly	37	\$1,295.00	\$12,510.44
16 3N 16E	1	7	Fire Protection, Other, Burn, Hand, Fuel Reduction	31	\$775.00	\$0.00

STR	Strata	Stand	Activity	Acre	Est. Cost	Est. Revenue
16 3N 16E	1	10	Harvest, Mechanical, 2nd Thin, Machine, Loblolly	7	\$245.00	\$2,499.56
16 3N 16E	1	11	Harvest, Mechanical, 2nd Thin, Machine, Loblolly	30	\$1,050.00	\$10,712.40
16 3N 16E	1	15	Fire Protection, Other, Burn, Hand, Fuel Reduction	28	\$700.00	\$0.00
16 3N 16E	5	1	Fire Protection, Other, Burn, Hand, Fuel Reduction	79	\$1,975.00	\$0.00
16 3N 17E	2	9	Fire Protection, Other, Burn, Hand, Fuel Reduction	115	\$2,875.00	\$0.00
16 3N 17E	3	3	Regeneration, Artificial, Plant, Hand, Loblolly	81	\$6,480.00	\$0.00
16 3N 17E	5	4	Harvest, Mechanical, 1st Thin, Machine, Loblolly	55	\$1,925.00	\$24,755.50
16 3N 17E	5	16	Harvest, Mechanical, 1st Thin, Machine, Loblolly	5	\$175.00	\$2,250.50
16 3N 18E	5	2	Fire Protection, Other, Burn, Hand, Fuel Reduction	17	\$425.00	\$0.00
16 3N 18E	5	6	Fire Protection, Other, Burn, Hand, Fuel Reduction	134	\$3,350.00	\$0.00
16 3N 18E	5	11	Fire Protection, Other, Burn, Hand, Fuel Reduction	10	\$250.00	\$0.00
16 3N 18E	5	14	Fire Protection, Other, Burn, Hand, Fuel Reduction	4	\$100.00	\$0.00
16 10N 9W	2	4	Fire Protection, Other, Burn, Hand, Fuel Reduction	43	\$1,075.00	\$0.00
16 10N 9W	3	6	Harvest, Mechanical, Regeneration, Machine, Misc Pine	273	\$9,555.00	\$437,960.25
16 10N 9W	3	7	Harvest, Mechanical, Regeneration, Machine, Misc Pine	5	\$175.00	\$8,021.25
21 3N 16E	2	1	Fire Protection, Other, Burn, Hand, Fuel Reduction	80	\$2,000.00	\$0.00

**Yearly Totals**                      2.123                      \$78,798.50                      \$521,944.82

## 2017

15 1N 16E	5	3	Fire Protection, Other, Burn, Hand, Fuel Reduction	22	\$560.00	\$0.00
15 1N 16E	5	4	Fire Protection, Other, Burn, Hand, Fuel Reduction	7	\$164.75	\$0.00
16 1N 16E	5	3	Fire Protection, Other, Burn, Hand, Fuel Reduction	33	\$812.50	\$0.00
16 1N 16E	5	4	Fire Protection, Other, Burn, Hand, Fuel Reduction	51	\$1,263.00	\$0.00
16 1N 16E	5	5	Fire Protection, Other, Burn, Hand, Fuel Reduction	86	\$2,161.75	\$0.00

STR	Strata	Stand	Activity	Acre	Est. Cost	Est. Revenue
16 1N 16E	5	7	Fire Protection, Other, Burn, Hand, Fuel Reduction	2	\$41.25	\$0.00
16 1N 16E	5	9	Fire Protection, Other, Burn, Hand, Fuel Reduction	9	\$222.25	\$0.00
16 1N 17E	1	1	Fire Protection, Other, Burn, Hand, Fuel Reduction	76	\$1,900.00	\$0.00
16 1N 17E	1	2	Fire Protection, Other, Burn, Hand, Fuel Reduction	85	\$2,125.00	\$0.00
16 1N 17E	1	17	Fire Protection, Other, Burn, Hand, Fuel Reduction	98	\$2,450.00	\$0.00
16 2N 14E	3	5	Harvest, Mechanical, Thin, Machine, Misc Hardwood	154	\$5,390.00	\$132,116.60
16 2N 14E	3	8	Harvest, Mechanical, Regeneration, Machine, Misc Pine	32	\$1,120.00	\$57,938.56
16 2N 14E	3	13	Harvest, Mechanical, Regeneration, Machine, Misc Pine	2	\$70.00	\$3,448.24
16 2N 14E	3	14	Harvest, Mechanical, Thin, Machine, Misc Hardwood	58	\$2,030.00	\$81,397.78
16 2N 15E	5	1	Fire Protection, Other, Burn, Hand, Fuel Reduction	52	\$1,290.50	\$0.00
16 2N 15E	5	6	Fire Protection, Other, Burn, Hand, Fuel Reduction	5	\$118.00	\$0.00
16 2N 15E	5	7	Fire Protection, Other, Burn, Hand, Fuel Reduction	25	\$628.00	\$0.00
16 2N 15E	5	8	Fire Protection, Other, Burn, Hand, Fuel Reduction	24	\$597.75	\$0.00
16 2N 15E	5	11	Fire Protection, Other, Burn, Hand, Fuel Reduction	6	\$150.00	\$0.00
16 2N 15E	5	12	Fire Protection, Other, Burn, Hand, Fuel Reduction	3	\$75.00	\$0.00
16 2N 16E	2	3	Harvest, Mechanical, 2nd Thin, Machine, Loblolly	51	\$1,788.15	\$18,243.22
16 2N 16E	2	8	Harvest, Mechanical, 2nd Thin, Machine, Loblolly	12	\$420.00	\$4,284.96
16 2N 16E	2	19	Harvest, Mechanical, 2nd Thin, Machine, Loblolly	15	\$521.85	\$5,324.06
16 2N 16E	3	4	Harvest, Mechanical, Thin, Machine, Misc Hardwood	76	\$2,660.00	\$77,260.08
16 2N 16E	5	5	Fire Protection, Other, Burn, Hand, Fuel Reduction	35	\$875.00	\$0.00
16 2N 16E	5	7	Fire Protection, Other, Burn, Hand, Fuel Reduction	9	\$225.00	\$0.00
16 2N 16E	5	20	Fire Protection, Other, Burn, Hand, Fuel Reduction	6	\$157.75	\$0.00
16 2N 16E	5	21	Fire Protection, Other, Burn, Hand, Fuel Reduction	7	\$170.25	\$0.00

STR	Strata	Stand	Activity	Acre	Est. Cost	Est. Revenue
16 2N 17E	2	3	Fire Protection, Other, Burn, Hand, Fuel Reduction	44	\$1,094.25	\$0.00
16 2N 17E	2	10	Fire Protection, Other, Burn, Hand, Fuel Reduction	22	\$550.00	\$0.00
16 2N 17E	2	12	Fire Protection, Other, Burn, Hand, Fuel Reduction	5	\$125.00	\$0.00
16 2N 17E	2	13	Fire Protection, Other, Burn, Hand, Fuel Reduction	1	\$29.00	\$0.00
16 2N 17E	3	1	Regeneration, Artificial, Plant, Hand, Loblolly	121	\$10,890.00	\$0.00
16 2N 17E	5	4	Harvest, Mechanical, 1st Thin, Machine, Loblolly	37	\$1,295.00	\$18,291.32
16 2N 17E	5	8	Harvest, Mechanical, 1st Thin, Machine, Loblolly	26	\$910.00	\$12,853.36
16 3N 16E	1	7	Harvest, Mechanical, 2nd Thin, Machine, Loblolly	31	\$1,085.00	\$11,069.48
16 3N 16E	1	15	Harvest, Mechanical, 2nd Thin, Machine, Loblolly	28	\$980.00	\$10,907.68
16 3N 16E	3	5	Site Preparation, Other, Burn, Hand, Cut-Over	155	\$3,875.00	\$0.00
16 3N 16E	3	5	Site Preparation, Chemical, Broadcast, Aerial, Combination	155	\$15,500.00	\$0.00
16 3N 16E	5	1	Harvest, Mechanical, 1st Thin, Machine, Loblolly	79	\$2,765.00	\$39,247.20
16 3N 18E	1	1	Fire Protection, Other, Burn, Hand, Fuel Reduction	197	\$4,925.00	\$0.00
16 3N 18E	5	2	Harvest, Mechanical, 1st Thin, Machine, Loblolly	17	\$595.00	\$8,307.56
16 3N 18E	5	6	Harvest, Mechanical, 1st Thin, Machine, Loblolly	134	\$4,690.00	\$65,483.12
16 3N 18E	5	11	Harvest, Mechanical, 1st Thin, Machine, Loblolly	10	\$350.00	\$4,886.80
16 3N 18E	5	14	Harvest, Mechanical, 1st Thin, Machine, Loblolly	4	\$140.00	\$10.52
16 10N 9W	5	1	Fire Protection, Other, Burn, Hand, Fuel Reduction	103	\$2,575.00	\$0.00
16 10N 9W	5	8	Fire Protection, Other, Burn, Hand, Fuel Reduction	11	\$275.00	\$0.00

Yearly Totals                      2.219                      \$82,636.00                      \$551,070.54

## 2018

11 3N 14E	2	1	Fire Protection, Other, Burn, Hand, Fuel Reduction	44	\$1,106.25	\$0.00
16 1N 16E	5	1	Fire Protection, Other, Burn, Hand, Fuel Reduction	237	\$5,925.00	\$0.00

STR	Strata	Stand	Activity	Acre	Est. Cost	Est. Revenue
16 1N 17E	1	2	Harvest, Mechanical, 2nd Thin, Machine, Loblolly	85	\$2,975.00	\$30,351.80
16 1N 17E	5	5	Fire Protection, Other, Burn, Hand, Fuel Reduction	70	\$1,754.50	\$0.00
16 1N 17E	5	6	Fire Protection, Other, Burn, Hand, Fuel Reduction	9	\$225.00	\$0.00
16 2N 14E	3	8	Site Preparation, Mechanical, Shear, Machine, Cut-Over	32	\$8,960.00	\$0.00
16 2N 14E	3	13	Site Preparation, Mechanical, Shear, Machine, Cut-Over	2	\$560.00	\$0.00
16 2N 14E	5	4	Fire Protection, Other, Burn, Hand, Fuel Reduction	19	\$480.50	\$0.00
16 2N 15E	5	1	Harvest, Mechanical, 1st Thin, Machine, Loblolly	52	\$1,820.00	\$23,405.20
16 2N 15E	5	6	Harvest, Mechanical, 1st Thin, Machine, Loblolly	5	\$175.00	\$2,250.50
16 2N 15E	5	7	Harvest, Mechanical, 1st Thin, Machine, Loblolly	25	\$875.00	\$11,252.50
16 2N 15E	5	8	Harvest, Mechanical, 1st Thin, Machine, Loblolly	24	\$840.00	\$10,802.40
16 2N 15E	5	11	Harvest, Mechanical, 1st Thin, Machine, Loblolly	6	\$210.00	\$2,700.60
16 2N 15E	5	12	Harvest, Mechanical, 1st Thin, Machine, Loblolly	3	\$105.00	\$1,350.30
16 2N 16E	4	2	Fire Protection, Other, Burn, Hand, Fuel Reduction	92	\$2,300.00	\$0.00
16 2N 16E	4	11	Fire Protection, Other, Burn, Hand, Fuel Reduction	2	\$50.00	\$0.00
16 2N 16E	5	1	Fire Protection, Other, Burn, Hand, Fuel Reduction	175	\$4,375.00	\$0.00
16 2N 17E	2	3	Harvest, Mechanical, 2nd Thin, Machine, Loblolly	44	\$1,531.95	\$14,503.63
16 2N 17E	2	10	Harvest, Mechanical, 2nd Thin, Machine, Loblolly	22	\$770.00	\$7,289.92
16 2N 17E	2	12	Harvest, Mechanical, 2nd Thin, Machine, Loblolly	5	\$162.05	\$1,534.20
16 2N 17E	2	13	Harvest, Mechanical, 2nd Thin, Machine, Loblolly	1	\$40.60	\$384.38
16 2N 17E	4	2	Fire Protection, Other, Burn, Hand, Fuel Reduction	91	\$2,275.00	\$0.00
16 2N 18E	1	1	Fire Protection, Other, Burn, Hand, Fuel Reduction	125	\$3,125.00	\$0.00
16 2N 18E	1	4	Fire Protection, Other, Burn, Hand, Fuel Reduction	84	\$2,100.00	\$0.00
16 3N 15E	1	30	Fire Protection, Other, Burn, Hand, Fuel Reduction	62	\$1,550.00	\$0.00

STR	Strata	Stand	Activity	Acre	Est. Cost	Est. Revenue
16 3N 15E	4	2	Fire Protection, Other, Burn, Hand, Fuel Reduction	10	\$250.00	\$0.00
16 3N 15E	4	16	Fire Protection, Other, Burn, Hand, Fuel Reduction	7	\$175.00	\$0.00
16 3N 16E	1	2	Fire Protection, Other, Burn, Hand, Fuel Reduction	37	\$925.00	\$0.00
16 3N 16E	1	10	Fire Protection, Other, Burn, Hand, Fuel Reduction	7	\$175.00	\$0.00
16 3N 16E	1	11	Fire Protection, Other, Burn, Hand, Fuel Reduction	30	\$750.00	\$0.00
16 3N 16E	2	3	Fire Protection, Other, Burn, Hand, Fuel Reduction	21	\$525.00	\$0.00
16 3N 16E	2	9	Fire Protection, Other, Burn, Hand, Fuel Reduction	18	\$450.00	\$0.00
16 3N 16E	3	5	Regeneration, Artificial, Plant, Machine, Loblolly	155	\$18,600.00	\$0.00
16 3N 16E	5	8	Fire Protection, Other, Burn, Hand, Fuel Reduction	118	\$2,950.00	\$0.00
16 3N 18E	2	5	Fire Protection, Other, Burn, Hand, Fuel Reduction	8	\$200.00	\$0.00
16 3N 18E	2	9	Fire Protection, Other, Burn, Hand, Fuel Reduction	5	\$134.00	\$0.00
16 3N 18E	2	19	Fire Protection, Other, Burn, Hand, Fuel Reduction	7	\$187.25	\$0.00
16 3N 18E	5	12	Fire Protection, Other, Burn, Hand, Fuel Reduction	2	\$50.00	\$0.00
16 3N 18E	5	15	Fire Protection, Other, Burn, Hand, Fuel Reduction	4	\$100.00	\$0.00
16 3N 18E	5	16	Fire Protection, Other, Burn, Hand, Fuel Reduction	30	\$750.00	\$0.00
16 3N 18E	5	17	Fire Protection, Other, Burn, Hand, Fuel Reduction	20	\$500.00	\$0.00
16 3N 18E	5	18	Fire Protection, Other, Burn, Hand, Fuel Reduction	5	\$125.00	\$0.00
16 10N 9W	3	6	Site Preparation, Other, Burn, Hand, Cut-Over	273	\$6,825.00	\$0.00
16 10N 9W	3	6	Site Preparation, Chemical, Broadcast, Aerial, Combination	273	\$27,300.00	\$0.00
16 10N 9W	3	7	Site Preparation, Other, Burn, Hand, Cut-Over	5	\$125.50	\$0.00
16 10N 9W	3	7	Site Preparation, Chemical, Broadcast, Aerial, Combination	5	\$502.00	\$0.00
16 10N 9W	5	1	Harvest, Mechanical, 1st Thin, Machine, Loblolly	103	\$3,605.00	\$46,360.30
16 10N 9W	5	8	Harvest, Mechanical, 1st Thin, Machine, Loblolly	11	\$385.00	\$4,951.10

STR	Strata	Stand	Activity	Acre	Est. Cost	Est. Revenue
<b>Yearly Totals</b>				<b>2.471</b>	<b>\$109,879.60</b>	<b>\$157,136.82</b>
<b>2019</b>						
11 3N 14E	2	1	Harvest, Mechanical, 2nd Thin, Machine, Loblolly	44	\$1,540.00	\$14,443.44
16 1N 15E	2	1	Fire Protection, Other, Burn, Hand, Fuel Reduction	174	\$4,360.50	\$0.00
16 1N 15E	2	8	Fire Protection, Other, Burn, Hand, Fuel Reduction	132	\$3,307.75	\$0.00
16 1N 15E	5	5	Fire Protection, Other, Burn, Hand, Fuel Reduction	10	\$239.75	\$0.00
16 1N 15E	5	10	Fire Protection, Other, Burn, Hand, Fuel Reduction	12	\$300.00	\$0.00
16 2N 14E	1	24	Fire Protection, Other, Burn, Hand, Fuel Reduction	7	\$175.00	\$0.00
16 2N 14E	1	25	Fire Protection, Other, Burn, Hand, Fuel Reduction	2	\$49.25	\$0.00
16 2N 14E	3	8	Regeneration, Artificial, Plant, Hand, Loblolly	32	\$2,880.00	\$0.00
16 2N 14E	3	13	Regeneration, Artificial, Re-Seed, Machine, Loblolly	2	\$180.00	\$0.00
16 2N 14E	5	4	Fire Protection, Other, Burn, Hand, Fuel Reduction	19	\$480.50	\$0.00
16 2N 14E	5	15	Fire Protection, Other, Burn, Hand, Fuel Reduction	3	\$75.00	\$0.00
16 2N 14E	5	16	Fire Protection, Other, Burn, Hand, Fuel Reduction	4	\$87.50	\$0.00
16 2N 14E	5	17	Fire Protection, Other, Burn, Hand, Fuel Reduction	1	\$20.25	\$0.00
16 2N 14E	5	18	Fire Protection, Other, Burn, Hand, Fuel Reduction	1	\$19.50	\$0.00
16 2N 14E	5	19	Fire Protection, Other, Burn, Hand, Fuel Reduction	6	\$155.50	\$0.00
16 2N 14E	5	20	Fire Protection, Other, Burn, Hand, Fuel Reduction	5	\$135.25	\$0.00
16 2N 14E	5	21	Fire Protection, Other, Burn, Hand, Fuel Reduction	2	\$39.25	\$0.00
16 2N 14E	5	22	Fire Protection, Other, Burn, Hand, Fuel Reduction	7	\$167.75	\$0.00
16 2N 14E	5	23	Fire Protection, Other, Burn, Hand, Fuel Reduction	3	\$72.50	\$0.00
16 2N 15E	2	4	Fire Protection, Other, Burn, Hand, Fuel Reduction	50	\$1,257.50	\$0.00
16 2N 15E	2	23	Fire Protection, Other, Burn, Hand, Fuel Reduction	11	\$279.00	\$0.00

STR	Strata	Stand	Activity	Acre	Est. Cost	Est. Revenue
16 2N 15E	2	24	Fire Protection, Other, Burn, Hand, Fuel Reduction	21	\$536.25	\$0.00
16 2N 16E	4	2	Harvest, Mechanical, 1st Thin, Machine, Loblolly	92	\$3,220.00	\$41,409.20
16 2N 16E	4	11	Harvest, Mechanical, 1st Thin, Machine, Loblolly	2	\$70.00	\$823.04
16 2N 17E	4	2	Harvest, Mechanical, 1st Thin, Machine, Loblolly	91	\$3,185.00	\$37,448.32
16 2N 18E	2	2	Fire Protection, Other, Burn, Hand, Fuel Reduction	110	\$2,750.00	\$0.00
16 3N 15E	4	2	Harvest, Mechanical, 1st Thin, Machine, Loblolly	10	\$350.00	\$4,886.80
16 3N 15E	4	16	Harvest, Mechanical, 1st Thin, Machine, Loblolly	7	\$245.00	\$3,150.70
16 3N 17E	2	9	Fire Protection, Other, Burn, Hand, Fuel Reduction	115	\$2,875.00	\$0.00
16 3N 17E	5	4	Fire Protection, Other, Burn, Hand, Fuel Reduction	55	\$1,375.00	\$0.00
16 3N 17E	5	16	Fire Protection, Other, Burn, Hand, Fuel Reduction	5	\$125.00	\$0.00
16 10N 9W	3	6	Regeneration, Artificial, Plant, Hand, Loblolly	273	\$24,570.00	\$0.00
16 10N 9W	3	7	Regeneration, Artificial, Plant, Hand, Loblolly	5	\$451.80	\$0.00
16 10N 9W	5	2	Fire Protection, Other, Burn, Hand, Fuel Reduction	37	\$925.00	\$0.00
16 10N 9W	5	3	Fire Protection, Other, Burn, Hand, Fuel Reduction	37	\$925.00	\$0.00
21 3N 16E	2	1	Fire Protection, Other, Burn, Hand, Fuel Reduction	80	\$2,000.00	\$0.00

**Yearly Totals**                      1.467                      \$59,424.80                      \$102,161.50

<b>2020</b>						
15 1N 16E	5	3	Fire Protection, Other, Burn, Hand, Fuel Reduction	22	\$560.00	\$0.00
15 1N 16E	5	4	Fire Protection, Other, Burn, Hand, Fuel Reduction	7	\$164.75	\$0.00
16 1N 15E	4	3	Fire Protection, Other, Burn, Hand, Fuel Reduction	108	\$2,700.00	\$0.00
16 1N 15E	5	5	Harvest, Mechanical, 1st Thin, Machine, Loblolly	10	\$350.00	\$4,501.00
16 1N 15E	5	10	Harvest, Mechanical, 1st Thin, Machine, Loblolly	12	\$417.55	\$5,369.69
16 1N 16E	5	3	Fire Protection, Other, Burn, Hand, Fuel Reduction	33	\$812.50	\$0.00



STR	Strata	Stand	Activity	Acre	Est. Cost	Est. Revenue
16 1N 16E	5	4	Fire Protection, Other, Burn, Hand, Fuel Reduction	51	\$1,263.00	\$0.00
16 1N 16E	5	5	Fire Protection, Other, Burn, Hand, Fuel Reduction	86	\$2,161.75	\$0.00
16 1N 16E	5	7	Fire Protection, Other, Burn, Hand, Fuel Reduction	2	\$41.25	\$0.00
16 1N 16E	5	9	Fire Protection, Other, Burn, Hand, Fuel Reduction	9	\$222.25	\$0.00
16 1N 17E	1	1	Fire Protection, Other, Burn, Hand, Fuel Reduction	76	\$1,900.00	\$0.00
16 1N 17E	1	17	Fire Protection, Other, Burn, Hand, Hazard Mitigation	98	\$2,450.00	\$0.00
16 1N 17E	5	7	Fire Protection, Other, Burn, Hand, Fuel Reduction	9	\$225.00	\$0.00
16 1N 17E	5	8	Fire Protection, Other, Burn, Hand, Fuel Reduction	2	\$50.00	\$0.00
16 1N 17E	5	9	Fire Protection, Other, Burn, Hand, Fuel Reduction	24	\$600.00	\$0.00
16 2N 16E	5	5	Fire Protection, Other, Burn, Hand, Fuel Reduction	35	\$875.75	\$0.00
16 2N 16E	5	7	Fire Protection, Other, Burn, Hand, Fuel Reduction	9	\$218.25	\$0.00
16 2N 16E	5	20	Fire Protection, Other, Burn, Hand, Fuel Reduction	6	\$157.75	\$0.00
16 2N 16E	5	21	Fire Protection, Other, Burn, Hand, Fuel Reduction	7	\$175.00	\$0.00
16 2N 17E	5	5	Fire Protection, Other, Burn, Hand, Fuel Reduction	47	\$1,175.00	\$0.00
16 2N 18E	2	2	Harvest, Mechanical, 2nd Thin, Machine, Loblolly	110	\$3,850.00	\$40,022.40
16 3N 18E	1	1	Fire Protection, Other, Burn, Hand, Fuel Reduction	197	\$4,925.00	\$0.00
16 10N 9W	5	3	Harvest, Mechanical, 1st Thin, Machine, Loblolly	37	\$1,295.00	\$15,226.24

Yearly Totals

996

\$26,589.80

\$65,119.33

2021

16 1N 15E	2	1	Harvest, Mechanical, 2nd Thin, Machine, Loblolly	174	\$6,090.00	\$62,131.92
16 1N 15E	2	8	Harvest, Mechanical, 2nd Thin, Machine, Loblolly	132	\$4,620.00	\$47,134.56
16 1N 15E	4	3	Harvest, Mechanical, 1st Thin, Machine, Loblolly	108	\$3,780.00	\$48,610.80
16 1N 16E	5	1	Fire Protection, Other, Burn, Hand, Fuel Reduction	237	\$5,925.00	\$0.00

STR	Strata	Stand	Activity	Acre	Est. Cost	Est. Revenue
16 1N 17E	5	5	Fire Protection, Other, Burn, Hand, Fuel Reduction	70	\$1,754.50	\$0.00
16 1N 17E	5	6	Fire Protection, Other, Burn, Hand, Fuel Reduction	9	\$228.75	\$0.00
16 1N 17E	5	7	Harvest, Mechanical, 1st Thin, Machine, Loblolly	9	\$315.00	\$4,449.24
16 1N 17E	5	8	Harvest, Mechanical, 1st Thin, Machine, Loblolly	2	\$70.00	\$988.72
16 1N 17E	5	9	Harvest, Mechanical, 1st Thin, Machine, Loblolly	24	\$840.00	\$11,864.64
16 1N 17E	5	16	Fire Protection, Other, Burn, Hand, Fuel Reduction	1	\$25.75	\$0.00
16 2N 14E	5	4	Fire Protection, Other, Burn, Hand, Fuel Reduction	19	\$480.50	\$0.00
16 2N 16E	2	3	Fire Protection, Other, Burn, Hand, Fuel Reduction	51	\$1,277.25	\$0.00
16 2N 16E	2	8	Fire Protection, Other, Burn, Hand, Fuel Reduction	12	\$293.75	\$0.00
16 2N 16E	2	19	Fire Protection, Other, Burn, Hand, Fuel Reduction	15	\$372.75	\$0.00
16 2N 16E	5	1	Fire Protection, Other, Burn, Hand, Fuel Reduction	175	\$4,375.00	\$0.00
16 2N 17E	5	4	Fire Protection, Other, Burn, Hand, Fuel Reduction	37	\$925.00	\$0.00
16 2N 17E	5	8	Fire Protection, Other, Burn, Hand, Fuel Reduction	26	\$650.00	\$0.00
16 2N 18E	1	1	Fire Protection, Other, Burn, Hand, Fuel Reduction	125	\$3,125.00	\$0.00
16 2N 18E	1	4	Fire Protection, Other, Burn, Hand, Fuel Reduction	84	\$2,100.00	\$0.00
16 3N 15E	1	30	Fire Protection, Other, Burn, Hand, Fuel Reduction	62	\$1,550.00	\$0.00
16 3N 15E	4	32	Fire Protection, Other, Burn, Hand, Fuel Reduction	73	\$1,825.00	\$0.00
16 3N 16E	1	2	Fire Protection, Other, Burn, Hand, Fuel Reduction	37	\$925.00	\$0.00
16 3N 16E	1	7	Fire Protection, Other, Burn, Hand, Fuel Reduction	31	\$775.00	\$0.00
16 3N 16E	1	10	Fire Protection, Other, Burn, Hand, Fuel Reduction	7	\$175.00	\$0.00
16 3N 16E	1	11	Fire Protection, Other, Burn, Hand, Fuel Reduction	30	\$750.00	\$0.00
16 3N 16E	1	15	Fire Protection, Other, Burn, Hand, Fuel Reduction	28	\$700.00	\$0.00
16 3N 16E	2	3	Fire Protection, Other, Burn, Hand, Fuel Reduction	21	\$525.00	\$0.00

STR	Strata	Stand	Activity	Acre	Est. Cost	Est. Revenue
16 3N 16E	2	9	Fire Protection, Other, Burn, Hand, Fuel Reduction	18	\$450.00	\$0.00
16 3N 16E	5	1	Fire Protection, Other, Burn, Hand, Fuel Reduction	79	\$1,975.00	\$0.00
16 3N 16E	5	8	Fire Protection, Other, Burn, Hand, Fuel Reduction	118	\$2,950.00	\$0.00
16 3N 18E	2	5	Fire Protection, Other, Burn, Hand, Fuel Reduction	8	\$200.00	\$0.00
16 3N 18E	2	9	Fire Protection, Other, Burn, Hand, Fuel Reduction	5	\$134.00	\$0.00
16 3N 18E	2	19	Fire Protection, Other, Burn, Hand, Fuel Reduction	7	\$187.25	\$0.00
16 3N 18E	5	2	Fire Protection, Other, Burn, Hand, Fuel Reduction	17	\$425.00	\$0.00
16 3N 18E	5	6	Fire Protection, Other, Burn, Hand, Fuel Reduction	134	\$3,350.00	\$0.00
16 3N 18E	5	11	Fire Protection, Other, Burn, Hand, Fuel Reduction	10	\$250.00	\$0.00
16 3N 18E	5	12	Fire Protection, Other, Burn, Hand, Fuel Reduction	2	\$50.00	\$0.00
16 3N 18E	5	14	Fire Protection, Other, Burn, Hand, Fuel Reduction	4	\$100.00	\$0.00
16 3N 18E	5	15	Fire Protection, Other, Burn, Hand, Fuel Reduction	4	\$100.00	\$0.00
16 3N 18E	5	16	Fire Protection, Other, Burn, Hand, Fuel Reduction	30	\$750.00	\$0.00
16 3N 18E	5	17	Fire Protection, Other, Burn, Hand, Fuel Reduction	20	\$500.00	\$0.00
16 3N 18E	5	18	Fire Protection, Other, Burn, Hand, Fuel Reduction	5	\$125.00	\$0.00
21 3N 16E	2	1	Harvest, Mechanical, 2nd Thin, Machine, Loblolly	80	\$2,800.00	\$28,566.40
<b>Yearly Totals</b>				<b>2.141</b>	<b>\$58,819.50</b>	<b>\$203,746.28</b>
<b>Grand Totals</b>				<b>19.479</b>	<b>\$754,861.35</b>	<b>\$4,355,935.19</b>

## Stand Activity Summary for Quitman School District

**Filters Applied:** County: Clarke  
 Client Class: School Trust Land  
 District: South Central District  
 Client: Quitman School District  
 STR:  
 Activity: Harvest  
 Year: 2012 Through 2021

STR	Strata	Stand	Activity	Acre	Est. Cost	Est. Revenue
<b>2012</b>						
16 2N 15E	2	4	Harvest, Mechanical, 1st Thin, Machine, Loblolly	50	\$1,750.00	\$34,079.00
16 2N 15E	2	23	Harvest, Mechanical, 1st Thin, Machine, Loblolly	11	\$385.00	\$7,497.38
16 2N 15E	2	24	Harvest, Mechanical, 1st Thin, Machine, Loblolly	21	\$735.00	\$14,313.18
16 2N 17E	3	6	Harvest, Mechanical, Regeneration, Machine, Misc Pine	172	\$6,020.00	\$309,732.44
16 2N 18E	1	1	Harvest, Mechanical, 2nd Thin, Machine, Loblolly	125	\$4,375.00	\$38,481.25
16 2N 18E	1	4	Harvest, Mechanical, 2nd Thin, Machine, Loblolly	84	\$2,940.00	\$30,562.56
16 2N 18E	2	2	Harvest, Mechanical, 1st Thin, Machine, Loblolly	110	\$3,850.00	\$97,460.00
16 3N 15E	1	30	Harvest, Mechanical, 2nd Thin, Machine, Loblolly	62	\$2,170.00	\$22,138.96
16 3N 17E	3	17	Harvest, Mechanical, Regeneration, Machine, Misc Pine	85	\$2,975.00	\$324,215.50
16 3N 18E	2	5	Harvest, Mechanical, 1st Thin, Machine, Loblolly	8	\$280.00	\$5,349.76
16 3N 18E	2	9	Harvest, Mechanical, 1st Thin, Machine, Loblolly	5	\$175.00	\$3,343.60
16 3N 18E	2	19	Harvest, Mechanical, 1st Thin, Machine, Loblolly	7	\$245.00	\$4,681.04
21 3N 16E	2	1	Harvest, Mechanical, 1st Thin, Machine, Loblolly	80	\$2,800.00	\$60,699.20
<b>Yearly Totals</b>				<b>820</b>	<b>\$28,700.00</b>	<b>\$952,553.87</b>
<b>2013</b>						
16 2N 14E	1	10	Harvest, Mechanical, Regeneration, Machine, Loblolly	8	\$280.00	\$3,789.04
16 2N 14E	1	11	Harvest, Mechanical, Regeneration, Machine, Misc Pine	8	\$280.00	\$4,330.72
16 2N 14E	1	24	Harvest, Mechanical, Thin, Machine, Loblolly	7	\$245.00	\$3,218.11

STR	Strata	Stand	Activity	Acre	Est. Cost	Est. Revenue
16 2N 14E	1	25	Harvest, Mechanical, Thin, Machine, Loblolly	2	\$70.00	\$919.46
16 2N 14E	3	2	Harvest, Mechanical, Regeneration, Machine, Misc Hardwood	24	\$840.00	\$52,311.60
16 2N 14E	3	3	Harvest, Mechanical, Regeneration, Machine, Loblolly	77	\$2,695.00	\$44,503.69
16 3N 16E	2	3	Harvest, Mechanical, 1st Thin, Machine, Loblolly	21	\$735.00	\$9,622.62
16 3N 16E	2	9	Harvest, Mechanical, 1st Thin, Machine, Loblolly	18	\$630.00	\$7,500.96
16 3N 16E	3	6	Harvest, Mechanical, Regeneration, Machine, Loblolly	15	\$525.00	\$25,160.55
16 3N 17E	2	9	Harvest, Mechanical, 1st Thin, Machine, Loblolly	115	\$4,025.00	\$53,411.75
16 3N 17E	3	3	Harvest, Mechanical, Regeneration, Machine, Loblolly	81	\$2,835.00	\$194,235.57
16 3N 18E	1	1	Harvest, Mechanical, 2nd Thin, Machine, Loblolly	197	\$6,895.00	\$70,344.76
16 10N 9W	2	4	Harvest, Mechanical, 2nd Thin, Machine, Loblolly	43	\$1,505.00	\$19,354.30

**Yearly Totals**                      616                      \$21,560.00                      \$488,703.13

## 2014

15 1N 16E	5	3	Harvest, Mechanical, 1st Thin, Machine, Loblolly	22	\$770.00	\$7,073.00
15 1N 16E	5	4	Harvest, Mechanical, 1st Thin, Machine, Loblolly	7	\$245.00	\$1,980.44
16 1N 15E	3	4	Harvest, Mechanical, Thin, Machine, Misc Pine	52	\$1,820.00	\$65,126.36
16 1N 15E	3	9	Harvest, Mechanical, Thin, Machine, Misc Pine	32	\$1,135.75	\$40,641.35
16 1N 15E	3	11	Harvest, Mechanical, Thin, Machine, Misc Pine	3	\$105.00	\$3,757.29
16 1N 16E	5	3	Harvest, Mechanical, 1st Thin, Machine, Loblolly	33	\$1,155.00	\$10,609.50
16 1N 16E	5	4	Harvest, Mechanical, 1st Thin, Machine, Loblolly	51	\$1,785.00	\$16,396.50
16 1N 16E	5	5	Harvest, Mechanical, 1st Thin, Machine, Loblolly	86	\$3,010.00	\$27,649.00
16 1N 16E	5	7	Harvest, Mechanical, 1st Thin, Machine, Loblolly	2	\$70.00	\$643.00
16 1N 16E	5	9	Harvest, Mechanical, 1st Thin, Machine, Loblolly	9	\$315.00	\$2,893.50
16 1N 17E	1	1	Harvest, Mechanical, 2nd Thin, Machine, Loblolly	76	\$2,660.00	\$21,758.80

STR	Strata	Stand	Activity	Acre	Est. Cost	Est. Revenue
16 1N 17E	1	17	Harvest, Mechanical, 2nd Thin, Machine, Loblolly	98	\$3,430.00	\$19,359.90
16 1N 17E	5	5	Harvest, Mechanical, 1st Thin, Machine, Loblolly	70	\$2,450.00	\$34,605.20
16 1N 17E	5	6	Harvest, Mechanical, 1st Thin, Machine, Loblolly	9	\$315.00	\$4,449.24
16 2N 16E	5	5	Harvest, Mechanical, 1st Thin, Machine, Loblolly	35	\$1,225.00	\$17,103.80
16 2N 16E	5	7	Harvest, Mechanical, 1st Thin, Machine, Loblolly	9	\$315.00	\$4,398.12
16 2N 16E	5	20	Harvest, Mechanical, 1st Thin, Machine, Loblolly	6	\$210.00	\$2,932.08
16 2N 16E	5	21	Harvest, Mechanical, 1st Thin, Machine, Loblolly	7	\$245.00	\$3,420.76
16 2N 17E	3	1	Harvest, Mechanical, Regeneration, Machine, Misc Pine	121	\$4,235.00	\$221,886.17
16 3N 18E	5	12	Harvest, Mechanical, 1st Thin, Machine, Loblolly	2	\$70.00	\$977.36
16 3N 18E	5	15	Harvest, Mechanical, 1st Thin, Machine, Loblolly	4	\$140.00	\$1,954.72
16 3N 18E	5	16	Harvest, Mechanical, 1st Thin, Machine, Loblolly	30	\$1,050.00	\$14,660.40
16 3N 18E	5	17	Harvest, Mechanical, 1st Thin, Machine, Loblolly	20	\$700.00	\$9,773.60
16 3N 18E	5	18	Harvest, Mechanical, 1st Thin, Machine, Loblolly	5	\$175.00	\$2,443.40

Yearly Totals                      789                      \$27,630.75                      \$536,493.49

## 2015

15 1N 16E	3	5	Harvest, Mechanical, Thin, Machine, Misc Hardwood	10	\$350.00	\$6,558.50
16 1N 16E	3	2	Harvest, Mechanical, Thin, Machine, Misc Hardwood	103	\$3,605.00	\$92,325.08
16 1N 16E	3	6	Harvest, Mechanical, Thin, Machine, Misc Hardwood	5	\$175.00	\$4,481.80
16 1N 16E	3	8	Harvest, Mechanical, Thin, Machine, Misc Hardwood	116	\$4,060.00	\$103,977.76
16 1N 16E	5	1	Harvest, Mechanical, 1st Thin, Machine, Loblolly	237	\$8,295.00	\$76,195.50
16 1N 17E	3	18	Harvest, Mechanical, Thin, Machine, Misc Hardwood	119	\$4,165.00	\$70,696.71
16 2N 14E	5	4	Harvest, Mechanical, 1st Thin, Machine, Loblolly	19	\$665.00	\$8,551.90
16 2N 14E	5	4	Harvest, Mechanical, 1st Thin, Machine, Loblolly	19	\$672.70	\$7,909.41

STR	Strata	Stand	Activity	Acre	Est. Cost	Est. Revenue
16 2N 14E	5	15	Harvest, Mechanical, 1st Thin, Machine, Loblolly	3	\$105.00	\$1,234.56
16 2N 14E	5	16	Harvest, Mechanical, 1st Thin, Machine, Loblolly	4	\$140.00	\$1,646.08
16 2N 14E	5	17	Harvest, Mechanical, 1st Thin, Machine, Loblolly	1	\$35.00	\$411.52
16 2N 14E	5	18	Harvest, Mechanical, 1st Thin, Machine, Loblolly	1	\$35.00	\$411.52
16 2N 14E	5	19	Harvest, Mechanical, 1st Thin, Machine, Loblolly	6	\$210.00	\$2,469.12
16 2N 14E	5	20	Harvest, Mechanical, 1st Thin, Machine, Loblolly	5	\$175.00	\$2,057.60
16 2N 14E	5	21	Harvest, Mechanical, 1st Thin, Machine, Loblolly	2	\$70.00	\$823.04
16 2N 14E	5	22	Harvest, Mechanical, 1st Thin, Machine, Loblolly	7	\$245.00	\$2,880.64
16 2N 14E	5	23	Harvest, Mechanical, 1st Thin, Machine, Loblolly	3	\$105.00	\$1,234.56
16 2N 16E	5	1	Harvest, Mechanical, 1st Thin, Machine, Loblolly	175	\$6,125.00	\$85,519.00
16 3N 16E	3	5	Harvest, Mechanical, Regeneration, Machine, Loblolly	155	\$5,425.00	\$232,345.00
16 3N 16E	5	8	Harvest, Mechanical, 1st Thin, Machine, Loblolly	118	\$4,130.00	\$58,622.40
16 10N 9W	5	2	Harvest, Mechanical, 1st Thin, Machine, Loblolly	37	\$1,295.00	\$16,653.70

Yearly Totals                      1.145                      \$40,082.70                      \$777,005.40

## 2016

16 2N 17E	5	5	Harvest, Mechanical, 1st Thin, Machine, Loblolly	47	\$1,645.00	\$23,234.92
16 3N 16E	1	2	Harvest, Mechanical, 2nd Thin, Machine, Loblolly	37	\$1,295.00	\$12,510.44
16 3N 16E	1	10	Harvest, Mechanical, 2nd Thin, Machine, Loblolly	7	\$245.00	\$2,499.56
16 3N 16E	1	11	Harvest, Mechanical, 2nd Thin, Machine, Loblolly	30	\$1,050.00	\$10,712.40
16 3N 17E	5	4	Harvest, Mechanical, 1st Thin, Machine, Loblolly	55	\$1,925.00	\$24,755.50
16 3N 17E	5	16	Harvest, Mechanical, 1st Thin, Machine, Loblolly	5	\$175.00	\$2,250.50
16 10N 9W	3	6	Harvest, Mechanical, Regeneration, Machine, Misc Pine	273	\$9,555.00	\$437,960.25
16 10N 9W	3	7	Harvest, Mechanical, Regeneration, Machine, Misc Pine	5	\$175.00	\$8,021.25

STR	Strata	Stand	Activity	Acre	Est. Cost	Est. Revenue
<b>Yearly Totals</b>				<b>459</b>	<b>\$16,065.00</b>	<b>\$521,944.82</b>
<b>2017</b>						
16 2N 14E	3	5	Harvest, Mechanical, Thin, Machine, Misc Hardwood	154	\$5,390.00	\$132,116.60
16 2N 14E	3	8	Harvest, Mechanical, Regeneration, Machine, Misc Pine	32	\$1,120.00	\$57,938.56
16 2N 14E	3	13	Harvest, Mechanical, Regeneration, Machine, Misc Pine	2	\$70.00	\$3,448.24
16 2N 14E	3	14	Harvest, Mechanical, Thin, Machine, Misc Hardwood	58	\$2,030.00	\$81,397.78
16 2N 16E	2	3	Harvest, Mechanical, 2nd Thin, Machine, Loblolly	51	\$1,788.15	\$18,243.22
16 2N 16E	2	8	Harvest, Mechanical, 2nd Thin, Machine, Loblolly	12	\$420.00	\$4,284.96
16 2N 16E	2	19	Harvest, Mechanical, 2nd Thin, Machine, Loblolly	15	\$521.85	\$5,324.06
16 2N 16E	3	4	Harvest, Mechanical, Thin, Machine, Misc Hardwood	76	\$2,660.00	\$77,260.08
16 2N 17E	5	4	Harvest, Mechanical, 1st Thin, Machine, Loblolly	37	\$1,295.00	\$18,291.32
16 2N 17E	5	8	Harvest, Mechanical, 1st Thin, Machine, Loblolly	26	\$910.00	\$12,853.36
16 3N 16E	1	7	Harvest, Mechanical, 2nd Thin, Machine, Loblolly	31	\$1,085.00	\$11,069.48
16 3N 16E	1	15	Harvest, Mechanical, 2nd Thin, Machine, Loblolly	28	\$980.00	\$10,907.68
16 3N 16E	5	1	Harvest, Mechanical, 1st Thin, Machine, Loblolly	79	\$2,765.00	\$39,247.20
16 3N 18E	5	2	Harvest, Mechanical, 1st Thin, Machine, Loblolly	17	\$595.00	\$8,307.56
16 3N 18E	5	6	Harvest, Mechanical, 1st Thin, Machine, Loblolly	134	\$4,690.00	\$65,483.12
16 3N 18E	5	11	Harvest, Mechanical, 1st Thin, Machine, Loblolly	10	\$350.00	\$4,886.80
16 3N 18E	5	14	Harvest, Mechanical, 1st Thin, Machine, Loblolly	4	\$140.00	\$10.52
<b>Yearly Totals</b>				<b>766</b>	<b>\$26,810.00</b>	<b>\$551,070.54</b>
<b>2018</b>						
16 1N 17E	1	2	Harvest, Mechanical, 2nd Thin, Machine, Loblolly	85	\$2,975.00	\$30,351.80
16 2N 15E	5	1	Harvest, Mechanical, 1st Thin, Machine, Loblolly	52	\$1,820.00	\$23,405.20





STR	Strata	Stand	Activity	Acre	Est. Cost	Est. Revenue
16 2N 18E	2	2	Harvest, Mechanical, 2nd Thin, Machine, Loblolly	110	\$3,850.00	\$40,022.40
16 10N 9W	5	3	Harvest, Mechanical, 1st Thin, Machine, Loblolly	37	\$1,295.00	\$15,226.24
<b>Yearly Totals</b>				<b>169</b>	<b>\$5,912.55</b>	<b>\$65,119.33</b>
<b>2021</b>						
16 1N 15E	2	1	Harvest, Mechanical, 2nd Thin, Machine, Loblolly	174	\$6,090.00	\$62,131.92
16 1N 15E	2	8	Harvest, Mechanical, 2nd Thin, Machine, Loblolly	132	\$4,620.00	\$47,134.56
16 1N 15E	4	3	Harvest, Mechanical, 1st Thin, Machine, Loblolly	108	\$3,780.00	\$48,610.80
16 1N 17E	5	7	Harvest, Mechanical, 1st Thin, Machine, Loblolly	9	\$315.00	\$4,449.24
16 1N 17E	5	8	Harvest, Mechanical, 1st Thin, Machine, Loblolly	2	\$70.00	\$988.72
16 1N 17E	5	9	Harvest, Mechanical, 1st Thin, Machine, Loblolly	24	\$840.00	\$11,864.64
21 3N 16E	2	1	Harvest, Mechanical, 2nd Thin, Machine, Loblolly	80	\$2,800.00	\$28,566.40
<b>Yearly Totals</b>				<b>529</b>	<b>\$18,515.00</b>	<b>\$203,746.28</b>
<b>Grand Totals</b>				<b>5.925</b>	<b>\$207,380.60</b>	<b>\$4,355,935.19</b>

# Property Activities Report

**Filters Applied:** County: Clarke  
 Client Class: School Trust Land  
 District: South Central District  
 Client: Quitman School District  
 STR:  
 Year: 2012 Through 2021

Client Name	Plan Year	STR	Act. Name	Method	Practice	Application	Est. Cost	Act. Object	Est. Miles
<b>Quitman School District</b>									
<b>2012</b>									
<b>16 2N 14E</b>									
Property Activities									
				Maintain	Paint	Hand	\$1,078.96	Property Boundary	3.999
Totals							\$1,078.96		3.999
<b>16 10N 9W</b>									
Property Activities									
				Maintain	Paint	Hand	\$1,076.26	Property Boundary	3.989
Totals							\$1,076.26		3.989
Summary for 'PlanYear' = 2012									
Totals							\$2,155.23		7.988
<b>2013</b>									
<b>16 2N 15E</b>									
Property Activities									
				Maintain	Paint	Hand	\$1,076.80	Property Boundary	3.991
Totals							\$1,076.80		3.991
Summary for 'PlanYear' = 2013									
Totals							\$1,076.80		3.991
<b>2014</b>									
<b>15 1N 16E</b>									
Property Activities									
				Maintain	Paint	Hand	\$270.35	Property Boundary	1.002

Client Name	Plan Year	STR	Act. Name	Method	Practice	Application	Est. Cost	Act. Object	Est. Miles
						Totals	\$270.35		1.002
		<b>16 1N 15E</b>							
			Property Activities						
				Maintain	Paint	Hand	\$1,084.63	Property Boundary	4.02
						Totals	\$1,084.63		4.02
		<b>16 1N 16E</b>							
			Property Activities						
				Maintain	Paint	Hand	\$1,086.25	Property Boundary	4.026
						Totals	\$1,086.25		4.026
		<b>16 3N 15E</b>							
			Property Activities						
				Maintain	Paint	Hand	\$1,091.91	Property Boundary	4.047
						Totals	\$1,091.91		4.047
						Summary for 'PlanYear' = 2014			
						Totals	\$3,533.14		13.095
	<b>2015</b>								
		<b>11 3N 14E</b>							
			Property Activities						
				Maintain	Paint	Hand	\$283.84	Property Boundary	1.052
						Totals	\$283.84		1.052
		<b>16 2N 16E</b>							
			Property Activities						
				Maintain	Paint	Hand	\$1,091.91	Property Boundary	4.047
						Totals	\$1,091.91		4.047
		<b>16 2N 17E</b>							
			Property Activities						
				Maintain	Paint	Hand	\$1,078.69	Property Boundary	3.998

Client Name	Plan Year	STR	Act. Name	Method	Practice	Application	Est. Cost	Act. Object	Est. Miles
						Totals	\$1,078.69		3.998
		<b>16 2N 18E</b>							
			Property Activities						
				Maintain	Paint	Hand	\$839.64	Property Boundary	3.112
						Totals	\$839.64		3.112
		<b>21 3N 16E</b>							
			Property Activities						
				Maintain	Paint	Hand	\$405.25	Property Boundary	1.502
						Totals	\$405.25		1.502
		<b>32 1N 18E</b>							
			Property Activities						
				Maintain	Paint	Hand	\$119.26	Property Boundary	0.442
						Totals	\$119.26		0.442
						Summary for 'PlanYear' = 2015			
						Totals	\$3,818.59		14.153
	<b>2016</b>								
		<b>16 1N 17E</b>							
			Property Activities						
				Maintain	Paint	Hand	\$1,082.20	Property Boundary	4.011
						Totals	\$1,082.20		4.011
		<b>16 3N 16E</b>							
			Property Activities						
				Maintain	Paint	Hand	\$1,081.66	Property Boundary	4.009
						Totals	\$1,081.66		4.009
		<b>16 3N 17E</b>							
			Property Activities						
				Maintain	Paint	Hand	\$1,081.12	Property Boundary	4.007

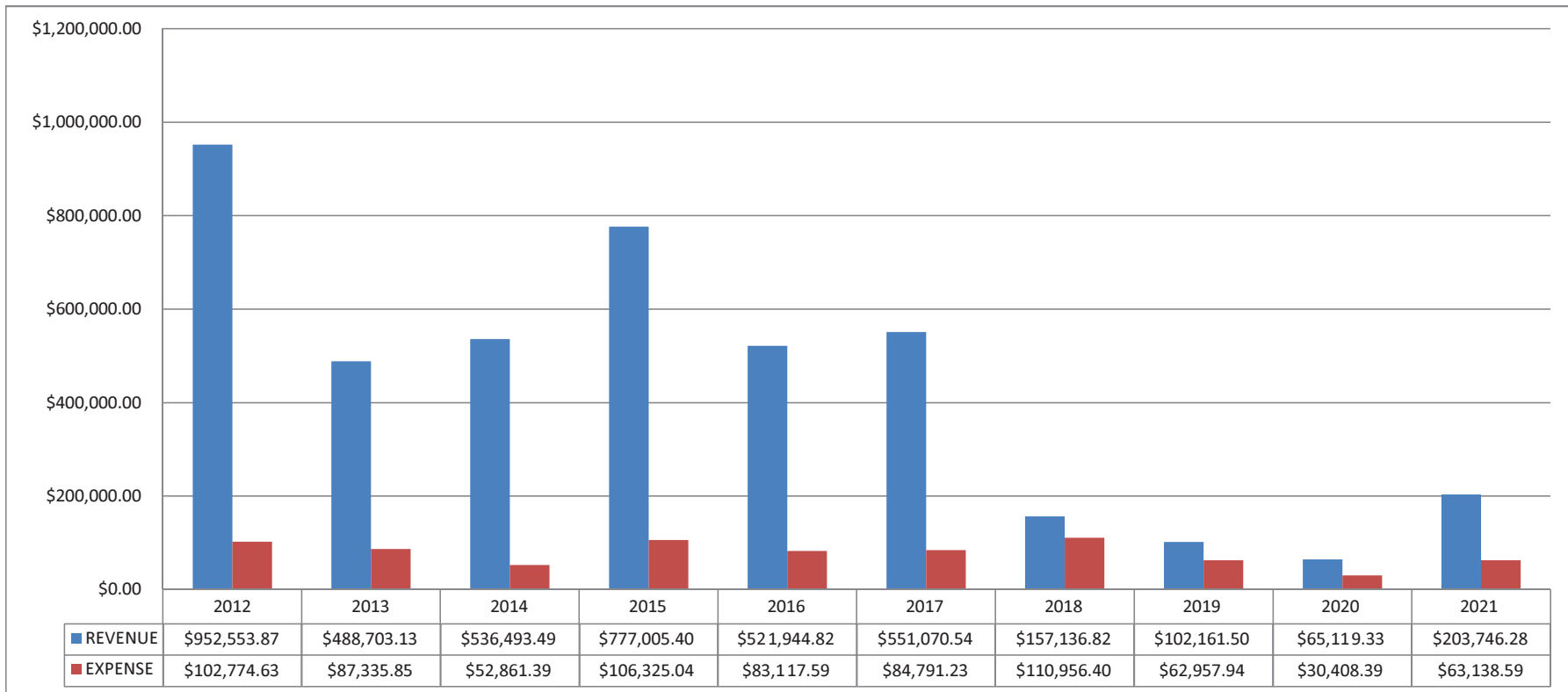
Client Name	Plan Year	STR	Act. Name	Method	Practice	Application	Est. Cost	Act. Object	Est. Miles
						Totals	\$1,081.12		4.007
		<b>16 3N 18E</b>							
			Property Activities						
				Maintain	Paint	Hand	\$1,074.11	Property Boundary	3.981
						Totals	\$1,074.11		3.981
						Summary for 'PlanYear' = 2016			
						Totals	\$4,319.09		16.008
	<b>2017</b>								
		<b>16 2N 14E</b>							
			Property Activities						
				Maintain	Paint	Hand	\$1,078.96	Property Boundary	3.999
						Totals	\$1,078.96		3.999
		<b>16 10N 9W</b>							
			Property Activities						
				Maintain	Paint	Hand	\$1,076.26	Property Boundary	3.989
						Totals	\$1,076.26		3.989
						Summary for 'PlanYear' = 2017			
						Totals	\$2,155.23		7.988
	<b>2018</b>								
		<b>16 2N 15E</b>							
			Property Activities						
				Maintain	Paint	Hand	\$1,076.80	Property Boundary	3.991
						Totals	\$1,076.80		3.991
						Summary for 'PlanYear' = 2018			
						Totals	\$1,076.80		3.991
	<b>2019</b>								
		<b>15 1N 16E</b>							
			Property Activities						

Client Name	Plan Year	STR	Act. Name	Method	Practice	Application	Est. Cost	Act. Object	Est. Miles
				Maintain	Paint	Hand	\$270.35	Property Boundary	1.002
						Totals	\$270.35		1.002
		<b>16 1N 15E</b>							
			Property Activities						
				Maintain	Paint	Hand	\$1,084.63	Property Boundary	4.02
						Totals	\$1,084.63		4.02
		<b>16 1N 16E</b>							
			Property Activities						
				Maintain	Paint	Hand	\$1,086.25	Property Boundary	4.026
						Totals	\$1,086.25		4.026
		<b>16 3N 15E</b>							
			Property Activities						
				Maintain	Paint	Hand	\$1,091.91	Property Boundary	4.047
						Totals	\$1,091.91		4.047
						Summary for 'PlanYear' = 2019			
						Totals	\$3,533.14		13.095
	<b>2020</b>								
		<b>11 3N 14E</b>							
			Property Activities						
				Maintain	Paint	Hand	\$283.84	Property Boundary	1.052
						Totals	\$283.84		1.052
		<b>16 2N 16E</b>							
			Property Activities						
				Maintain	Paint	Hand	\$1,091.91	Property Boundary	4.047
						Totals	\$1,091.91		4.047
		<b>16 2N 17E</b>							
			Property Activities						

Client Name	Plan Year	STR	Act. Name	Method	Practice	Application	Est. Cost	Act. Object	Est. Miles
				Maintain	Paint	Hand	\$1,078.69	Property Boundary	3.998
						Totals	\$1,078.69		3.998
		<b>16 2N 18E</b>							
			Property Activities						
				Maintain	Paint	Hand	\$839.64	Property Boundary	3.112
						Totals	\$839.64		3.112
		<b>21 3N 16E</b>							
			Property Activities						
				Maintain	Paint	Hand	\$405.25	Property Boundary	1.502
						Totals	\$405.25		1.502
		<b>32 1N 18E</b>							
			Property Activities						
				Maintain	Paint	Hand	\$119.26	Property Boundary	0.442
						Totals	\$119.26		0.442
						Summary for 'PlanYear' = 2020			
						Totals	\$3,818.59		14.153
	<b>2021</b>								
		<b>16 1N 17E</b>							
			Property Activities						
				Maintain	Paint	Hand	\$1,082.20	Property Boundary	4.011
						Totals	\$1,082.20		4.011
		<b>16 3N 16E</b>							
			Property Activities						
				Maintain	Paint	Hand	\$1,081.66	Property Boundary	4.009
						Totals	\$1,081.66		4.009
		<b>16 3N 17E</b>							
			Property Activities						



Client Name	Plan Year	STR	Act. Name	Method	Practice	Application	Est. Cost	Act. Object	Est. Miles
				Maintain	Paint	Hand	\$1,081.12	Property Boundary	4.007
							Totals	\$1,081.12	4.007
<b>16 3N 18E</b>									
Property Activities									
				Maintain	Paint	Hand	\$1,074.11	Property Boundary	3.981
							Totals	\$1,074.11	3.981
Summary for 'PlanYear' = 2021									
							Totals	\$4,319.09	16.008
<b>Summary for Quitman School District</b>									
							<b>Totals</b>	<b>\$29,805.69</b>	<b>110.47</b>
<b>Grand Totals</b>							<b>\$29,805.69</b>	<b>110.47</b>	



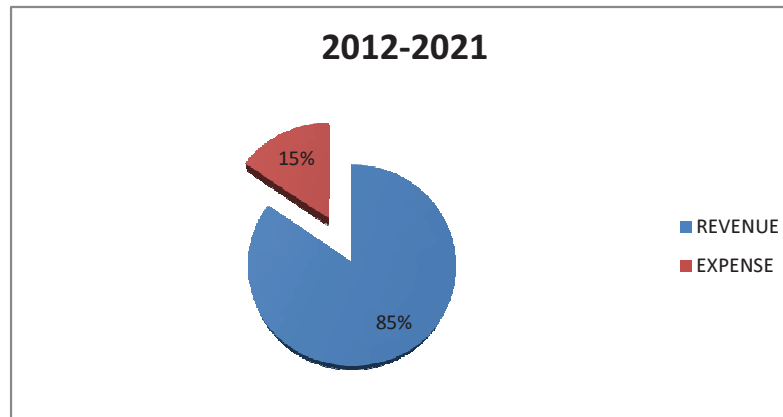
### Quitman School Lands

These Figures are Estimates Only

2012-2021

REVENUE \$4,355,935.18

EXPENSE \$784,667.05



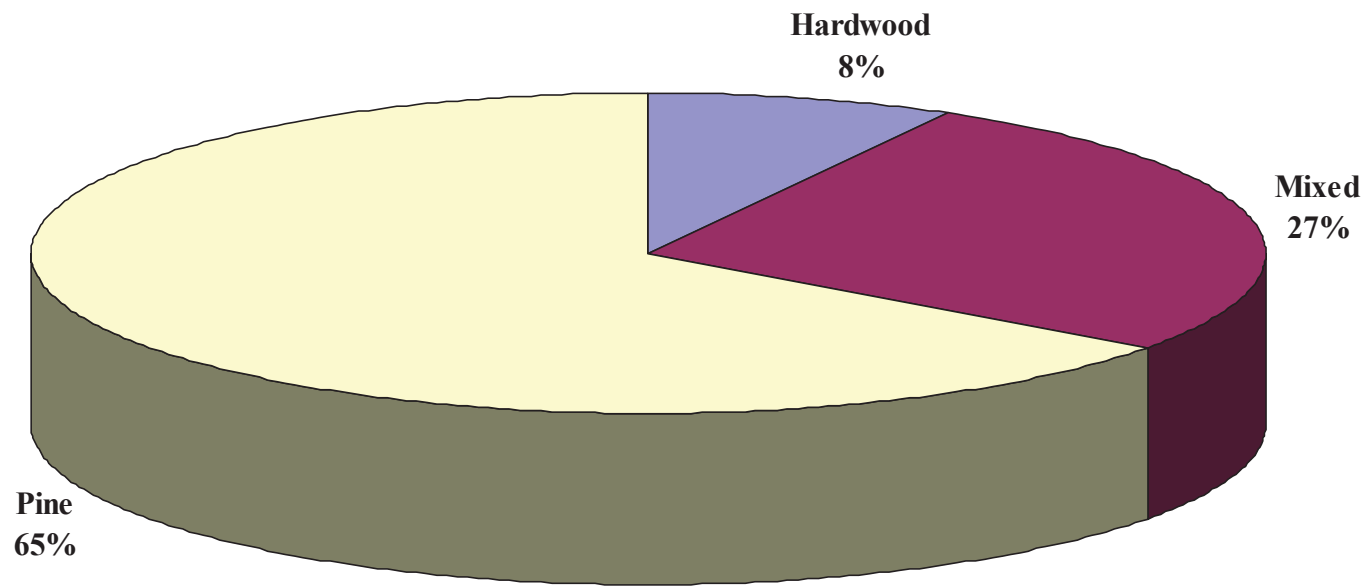
**Filters Applied:**

County: Clarke  
Client Class: School Trust Land

District: South Central District  
Client: Quitman School District

STR:

### Broad Cover Type Distribution



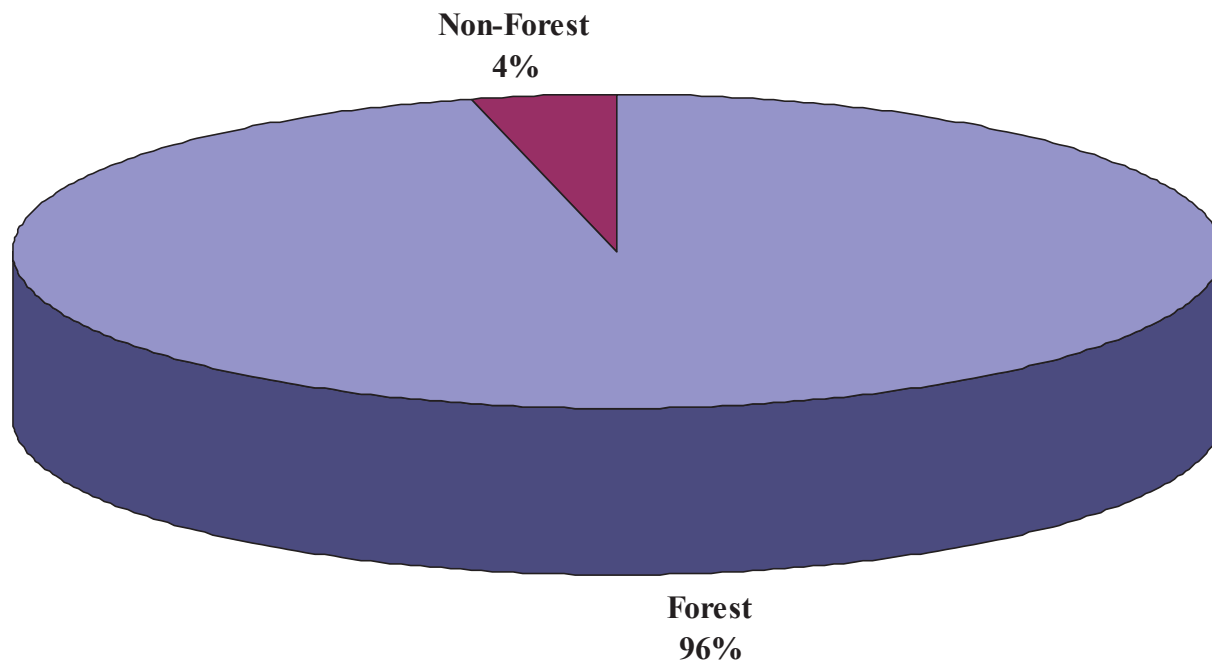
**Filters Applied:**

County: Clarke  
Client Class: School Trust Land

District: South Central District  
Client: Quitman School District

STR:

### Land Use Distribution



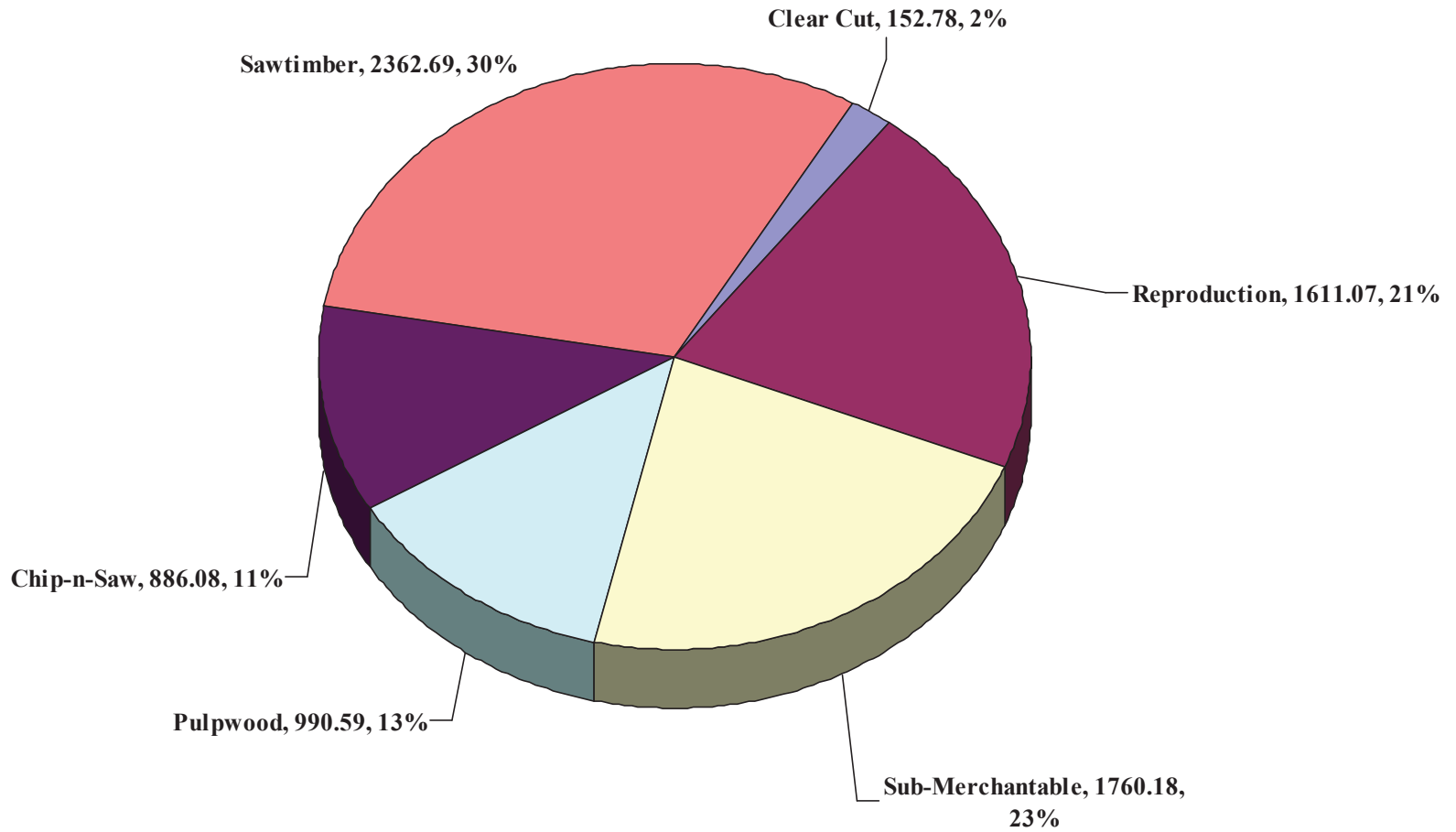
**Filters Applied:**

County: Clarke  
Client Class: School Trust Land

District: South Central District  
Client: Quitman School District

STR:

### Forested Stands Class Distribution by Acres



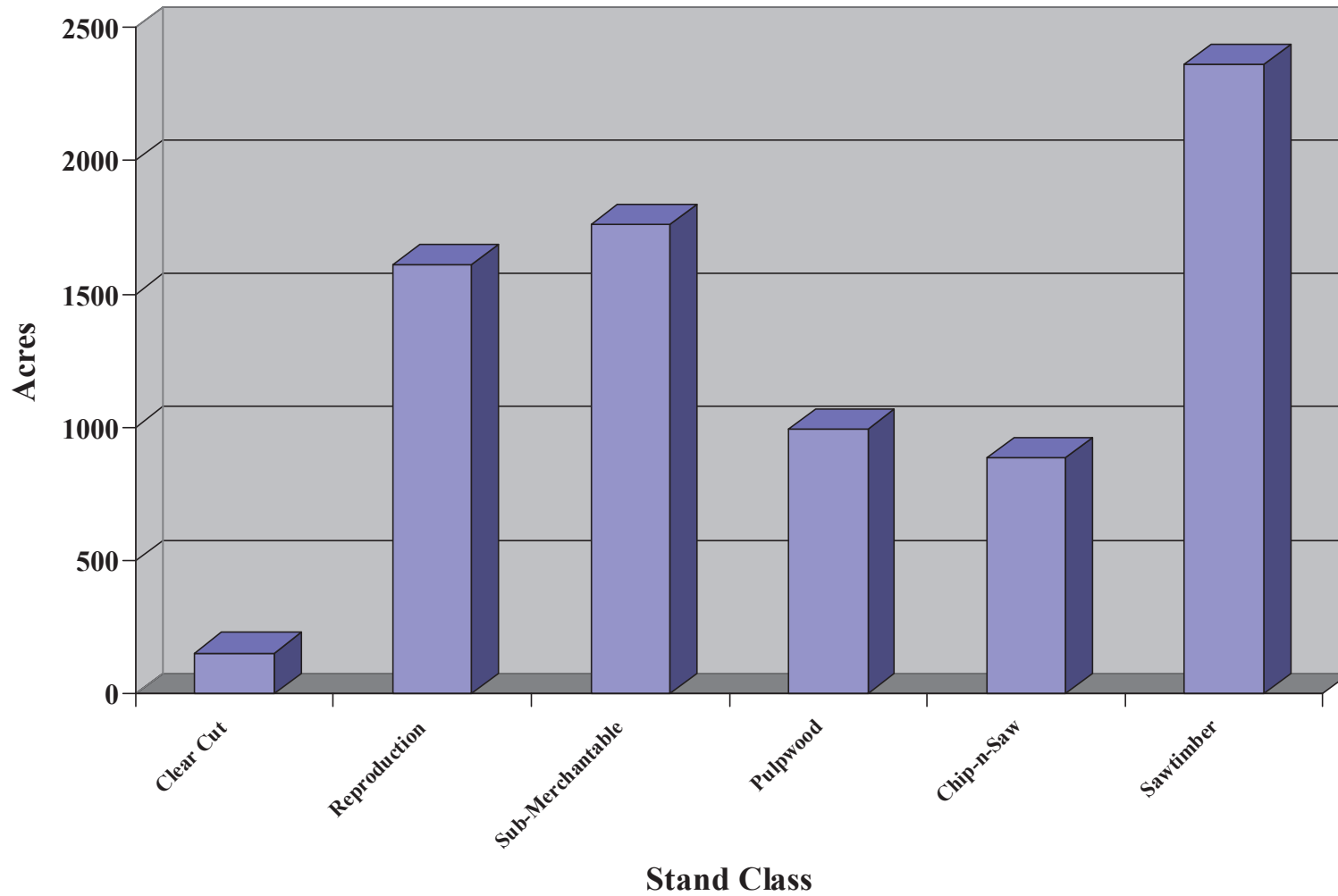
**Filters Applied:** County: Clarke  
District: South Central District

Client: Quitman School District  
STR:

Broad Cover Type:  
Client Class: School Trust Land

Stand Age: Through

### Forested Stands Graph



**Filters Applied:** County: Clarke  
District: South Central District

Client: Quitman School District  
STR:

Broad Cover Type:  
Client Class: School Trust Land

Stand Age: Through

## Age Distribution Graph

